



**OPERATING MANUAL  
- MECHANICALLY  
OPENABLE ROOF OF THE  
GRAIN WAGON ERMEWA  
N° 4-629386**

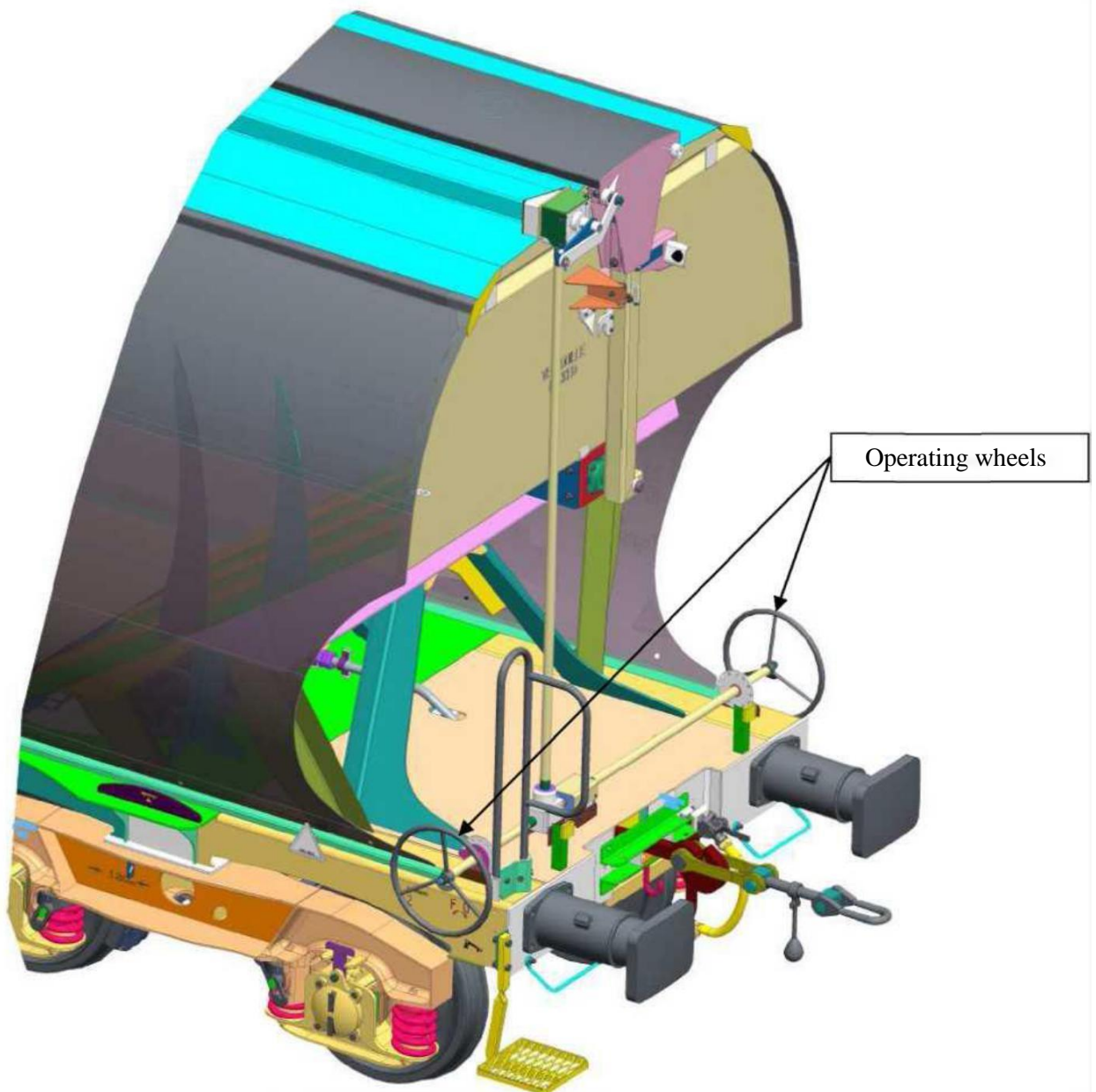
**Page 1 / 6**



1- INTRODUCTION:

The grain wagon ERMEWA is equipped with a mechanical aluminium monobloc roof, which can be opened and closed manually using hand-operated wheels (located at one end of the wagon, bilaterally).

2- DRAWING:





**OPERATING MANUAL  
- MECHANICALLY  
OPENABLE ROOF OF THE  
GRAIN WAGON ERMEWA  
N° 4-629386**

Page 3 / 6

**3- EQUIPMET OF THE LOADING STATION:**

The loading station can be equipped by a device which can enable the automation of the roof opening process.

**Under no circumstance should be the torque used to maneuver the operation wheel greater than 60 m.kg**

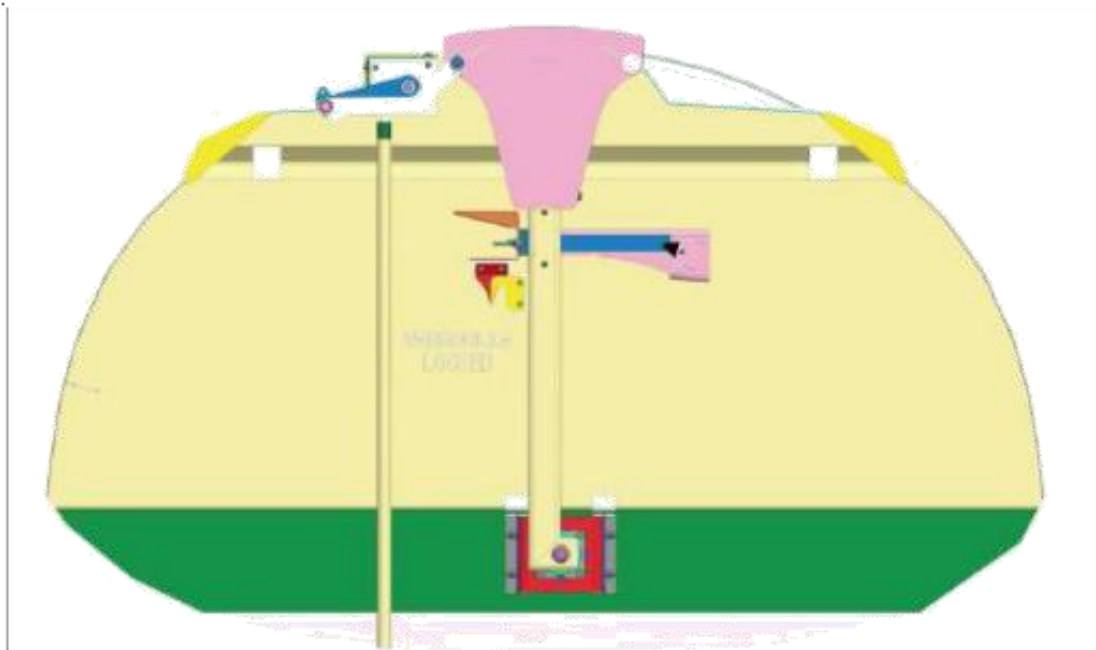


***The proper functioning of the mechanical system is guaranteed only by following all given instruction, not following the instructions can lead to significant damage to the mechanical components.***

**4- OPERATING INSTRUCTIONS:**

Upon arrival to the loading station:

- The operator chooses his working position (on either side of the wagon),
- The operator turns the operating wheel (side O) to open the roof until the locking block.
- The operator carries out the loading of the wagon,
- After the loading, the operator turns the operating wheel (side F) to close the roof until the locking block.
- The operator visually checks the correct position of the locking index (the yellow mobile index must be positioned in front of the fixed red index, see image on the next page).



- The sealing of the roof can be carried out (on the bottom, behind one of the two operating wheels)

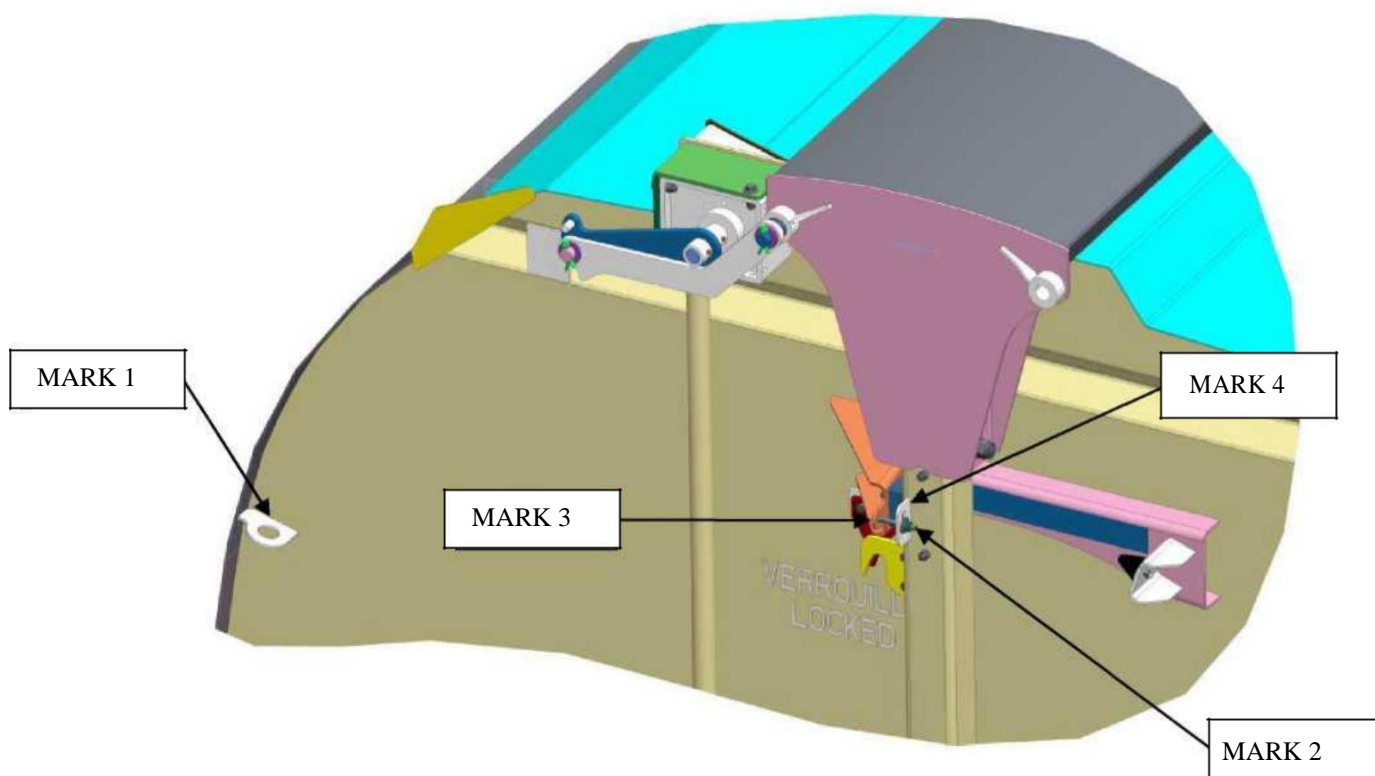
The wagon may leave the loading station.



***Before any action with the operating wheel, the operator must ensure that the movement of the roof is safe, i.e. without any personnel on the upper part of the wagon.***

**5- USE IN DEGRADE MODE:**

The degrade mode allows to close the roof in case of a malfunction of the mechanical system.



**If the roof is closed:**

The roof must not be opened manually and the wagon must not be loaded.

**If the roof is opened:**

The roof can be closed manually using the following procedure:

- Two operators position themselves on each side of the wagon, standing on the footboard
- They position a ratchet strap between the arms of the roof and the support mark 1, from each side
- They tighten the strap, which closes the roof
- The roof must be locked manually using bolts mark 2. The operators place these bolts between the supports mark 1 and mark 2 and tighten the assembly to prevent the movement of the roof
- After the closing, the operators visually check the correct position of the lock index (the yellow mobile index must be in front of the red fixed index, see image on page 4)
- The operators remove the straps





**OPERATING MANUAL  
- MECHANICALLY  
OPENABLE ROOF OF THE  
GRAIN WAGON ERMEWA**

**N° 4-629386**

**Page 6 / 6**



***The force must be applied only on the ratchet straps. The operator shouldn't apply any direct force on the roof since he could seriously damage it.***



***In case of use in degrade mode, please contact Ermewa technical service (phone: 01 49 07 68 46)***