

TAGNPPS 95 - INTERFRACHT

OPERATING MANUAL



4-axle wagon Tagnpps
is a covered discharging wagon designed
for transportation of grain.

Wagon equipped
with gangway,
ladder and steps
inside a tank



CAUTION

- During climbing and descending the wagon and during entering the tank and getting off, the operating staff has to take care of their own safety and shall be very careful in order to avoid injuries caused by:
 - Slipping on the footboards, ladders or platforms (mainly in winter)
 - Tripping or hitting over firm wagon parts or other obstacles located in the vicinity of the climbing elements
- The operating staff can descent from the wagon only when they face the wagon (same as during climbing on the wagon), and they have to use footboards and handles. When using the ladder, it is necessary to visually check correct climbing or descending of the ladder!
- Unused screw coupling has to be hanged on a coupling hook. **(1)** (Fig. 1).

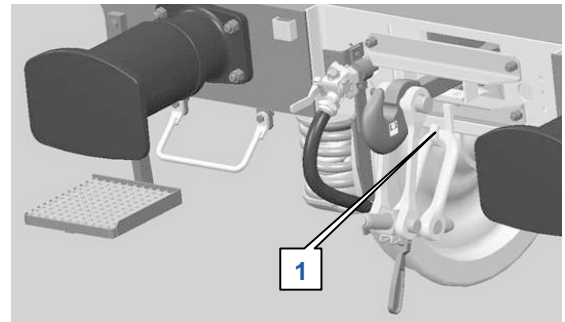


Fig. 1

SIDE TOWING OF WAGON

For this purpose, the wagon is on both sides equipped with hooks for towing rope **(1)** in accordance with applicable TSI WAG and UIC regulations **(Fig. 2)**.



CAUTION

In order to move the wagon, it is allowed to use only those design parts (e.g. drawing hook, hook for towing rope) that were created for that purpose. Drawing of the wagon via buffers and other parts which were not created for that purpose is forbidden.

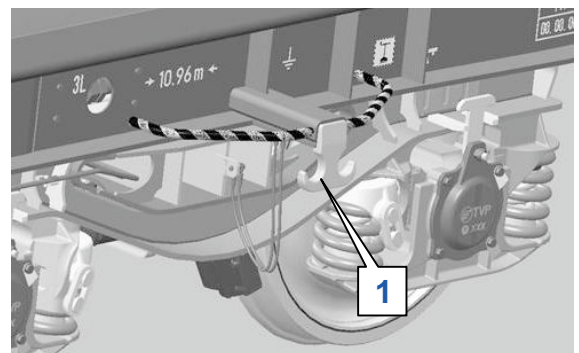
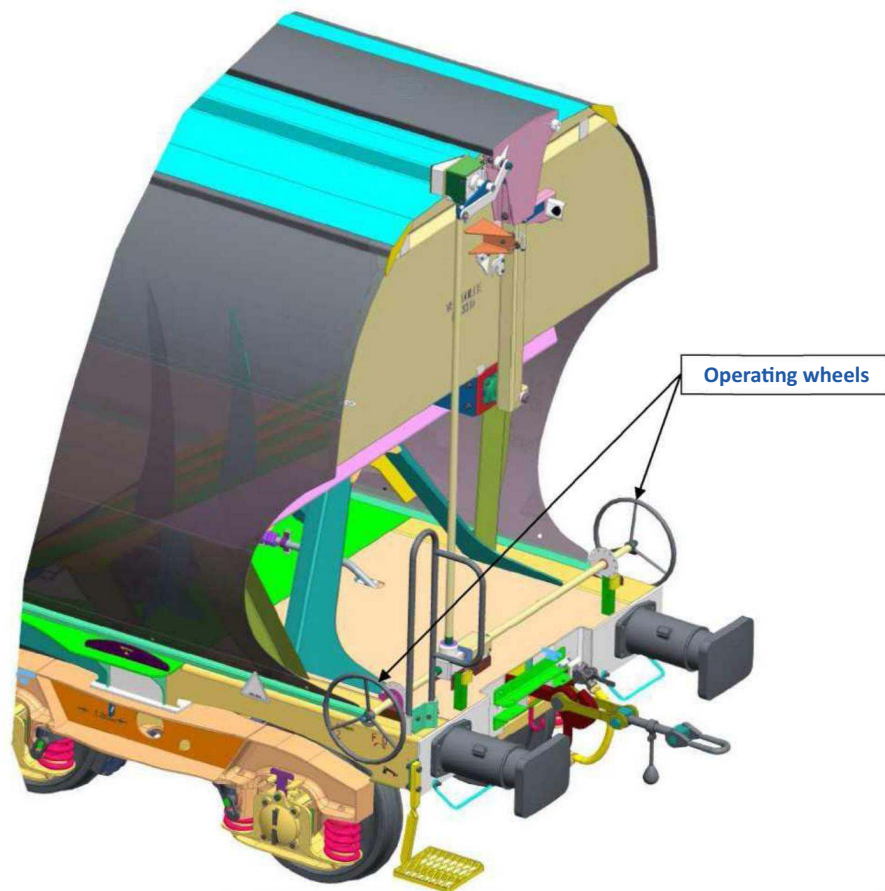


Fig. 2

MECHANICALLY OPENABLE ROOF

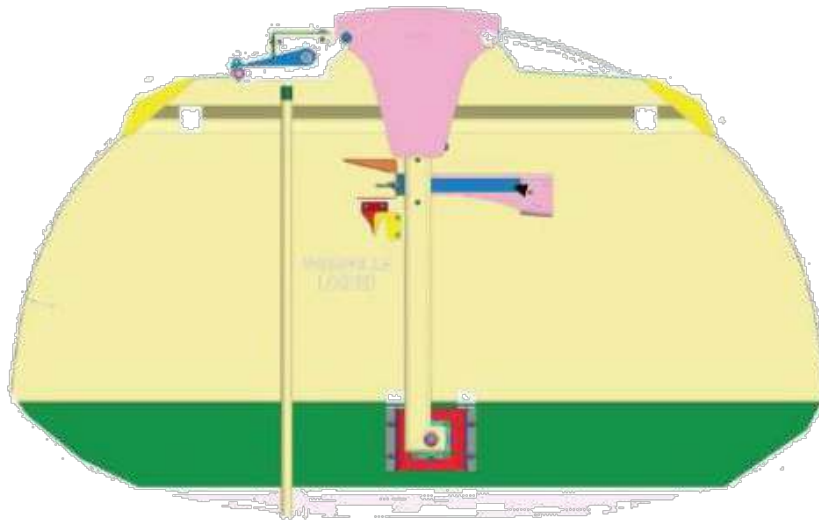
The grain wagon ERMEWA is equipped with a mechanical roof, which is opened and closed manually using hand-operated wheels (located at one end of the wagon, bilaterally).



 **CAUTION**

The proper functioning of the mechanical system is guaranteed only by following all given instruction, not following the instructions can lead to significant damage to the mechanical components.

MECHANICALLY OPENABLE ROOF



Upon arrival to the loading station:

- The operator chooses his working position (on either side of the wagon),
- The operator turns the operating wheel (side O) to open the roof until the locking block.
- The operator carries out the loading of the wagon,
- After the loading, the operator turns the operating wheel (side F) to close the roof until the locking block.
- The operator visually checks the correct position of roof.

The wagon may leave the loading station.



CAUTION

Before any action with the operating wheel, the operator must ensure that the movement of the roof is safe, i.e. without any personnel on the upper part of the wagon.